

SARTHAK INDUSTRIES LIMITED

CIN: L99999MH1982PLC136834

Regd. Office: ROOM NO. 4, ANNA BHUVAN, 3RD FLOOR, 87C DEVJI RATANSI MARG, DANA BUNDER, MUMBAI, (Maharashtra)
400009, Phone: 022 23480110, Email: sarthakindustries@yahoo.in, website: www.sarthakindustries.com

14.11.2016

To,
Bombay Stock Exchange Limited
25th Floor, Phiroze Jeejeebhoy Towers,
Dalal Street, Fort,
Mumbai-400 001

Dear Sir/ Madam,

Sub: Un-audited Financial Results for the Quarter and Half Year ended 30th September, 2016 with Limited Review Report.

Dear Sir/ Madam,

Please find attached the copy of the Un-audited Financial Results for the Quarter and Half year ended 30th September, 2016 with Limited Review Report. The results were approved and taken on records by the Board of Directors of the Company at their meeting held on 14th November, 2016.


The time of commencement of meeting - 05.00 pm and

The time of conclusion of meeting - 5.45 p.m.

You are requested to take the same on your records and oblige.

Thanking You,

Yours Sincerely,


For Sarthak Industries Limited
Amit Jain
Company Secretary



SARTHAK INDUSTRIES LIMITED

Regd. Office: Room No. 4, Anna Bhuvan, 3rd Floor, 87C Devji Ratansi Marg,
Dana Bunder, MUMBAI - 400009. Phone : 022-23480110




(As ISO 9001 Company)

Unaudited Financial Results for the quarter and half year ended 30th September, 2016

PART I		(Rs. in Lacs)					
S. No.	Particulars	Quarter Ended			Half Year Ended		Year Ended
		30.09.2016	30.06.2016	30.09.2015	30.09.2016	30.09.2015	31.03.2016
	(Refer Notes Below)	Unaudited	Unaudited	Unaudited	Unaudited	Unaudited	Audited
1	Income from operations						
	(a) Net Sales / Income From Operations (Net of excise Duty)	2314.74	978.61	1502.71	3293.35	3100.99	9659.22
	(b) Other Operating Income	26.75	21.66	28.24	48.41	63.88	119.20
	Total Income from operations (net)	2341.49	1000.27	1530.95	3341.76	3164.87	9778.42
2	Expenses						
	a) Cost of materials consumed	564.62	549.68	465.28	1114.30	965.24	1801.13
	b) Purchase of stock in trade	229.26	396.66	0.00	625.92	1526.14	8161.54
	c) Changes in inventories of finished goods, work in progress & stock in trade	1389.18	(132.33)	921.64	1256.85	367.54	(861.23)
	d) Employee benefit expense	71.20	68.32	65.72	139.52	120.10	253.33
	e) Depreciation & Amortisation Expense	10.29	9.42	10.26	19.71	20.24	40.07
	f) Other Expenditure	64.76	103.42	81.27	168.18	175.22	350.38
	Total expenses (a) to (f)	2329.31	995.17	1544.17	3324.48	3174.48	9745.22
3	Profit/(Loss) from Operations before other Income, Finance Costs and Exceptional Items(1-2)	12.18	5.10	(13.22)	17.28	(9.61)	33.20
4	Other Income	69.68	63.71	67.43	133.39	118.50	247.18
5	Profit/(Loss) from ordinary activities before finance costs and exceptional items (3+4)	81.86	68.81	54.21	150.67	108.89	280.38
6	Finance Costs	35.56	45.39	24.63	80.95	61.20	173.48
7	Profit/(Loss) from ordinary activities after finance costs but before exceptional items (5-6)	46.30	23.42	29.58	69.72	47.69	106.90
8	Exceptional items	-	-	-	-	-	-
9	Profit/(Loss) from Ordinary Activities Before Tax (7+8)	46.30	23.42	29.58	69.72	47.69	106.90
10	Tax Expense	14.81	8.10	(0.08)	22.91	7.58	24.82
11	Net Profit/(Loss) from Ordinary Activities after tax (9-10)	31.49	15.32	29.66	46.81	40.11	82.08
12	Extraordinary items	-	-	-	-	-	-
13	Net Profit/(Loss) for the period (11-12)	31.49	15.32	29.66	46.81	40.11	82.08
14	Paid up equity share capital (FV of Rs. 10/- each)	696.89	696.89	696.89	696.89	696.89	696.89
15	Reserves excluding revaluation Reserves						2410.60
16.i.	Earnings per share (before extraordinary items) (in Rs.)						
	(a) Basic (not annualised)	0.45	0.22	0.43	0.67	0.58	1.18
	(b) Diluted (not annualised)	0.45	0.22	0.43	0.67	0.58	1.18
16.ii.	Earnings per share (after extraordinary items) (in Rs.)						
	(a) Basic (not annualised)	0.45	0.22	0.43	0.67	0.58	1.18
	(b) Diluted (not annualised)	0.45	0.22	0.43	0.67	0.58	1.18

Note -

- The above results have been reviewed by the Audit Committee and taken on record by the Board of Directors of the Company at their meeting held on November 14, 2016.
- The statutory auditors of the Company have carried out a limited review of the unaudited financial results for the quarter and half year ended September 30, 2016.
- Previous period/year figures have been regrouped/recasted wherever necessary.



For SARTHAK INDUSTRIES LIMITED

(Signature)

Y. M. SHARMA
WHOLE TIME DIRECTOR
DIN: 03644480

Dated : November 14, 2016
Place : Indore



SARTHAK INDUSTRIES LIMITED

Regd. Office: Room No. 4, Anna Bhuvan, 3rd Floor, 87C Devji Ratansi Marg,
Dana Bunder, MUMBAI - 400009. Phone : 022-23480110



(As ISO 9001 Company)

Segment wise Revenue, Results, Assets and Liabilities (for the quarter and half year ended 30th September, 2016)


S. No.	Particulars	Quarter Ended			Half Year Ended		(Rs. In lacs)
		30.09.2016	30.06.2016	30.09.2015	30.09.2016	30.09.2015	31.03.2016
		Unaudited	Unaudited	Unaudited	Unaudited	Unaudited	Audited
1	Segment Revenue (Net Sales/ Income)						
a.	Cylinders Business	748.16	605.89	601.85	1354.05	1221.42	2566.78
b.	Merchant Trading	1593.33	394.38	929.09	1987.71	1943.45	7211.64
c.	Unallocated-Others	69.68	63.71	67.44	133.39	118.50	247.18
	Net Sales / Income from Operations	2411.17	1063.98	1598.38	3475.15	3283.37	10025.60
2	Segment Results Profit (+)/ Loss (-) before Tax and Interest						
a.	Cylinders Business	22.42	35.73	40.22	58.15	96.61	189.24
b.	Merchant Trading	(3.05)	(12.60)	(37.22)	(15.65)	(49.44)	(68.93)
c.	Unallocated-Others	62.49	45.68	51.21	108.17	61.72	160.07
	Total	81.86	68.81	54.21	150.67	108.89	280.38
	Less :-						
i)	Finance Cost	35.56	45.39	24.63	80.95	61.20	173.48
ii)	Other Un-allocable expenditure net off	0.00	0.00	0.00	0.00	0.00	0.00
iii)	Un-allocable income	0.00	0.00	0.00	0.00	0.00	0.00
	Total Profit before Tax	46.30	23.42	29.58	69.72	47.69	106.90
3	Segment Assets						
a.	Cylinders Business	1198.22	1159.35	964.61	1198.22	964.61	1074.86
b.	Merchant Trading	1493.65	3130.61	897.53	1493.65	897.53	2807.37
c.	Unallocated-Others	6380.97	6281.32	5659.70	6380.97	5659.70	5617.27
	Total	9072.83	10571.28	7521.84	9072.83	7521.84	9499.50
4	Segment Liabilities						
a.	Cylinders Business	662.28	605.75	473.98	662.28	473.98	628.16
b.	Merchant Trading	722.82	2347.24	561.19	722.82	561.19	1918.65
c.	Unallocated-Others	4533.43	4495.49	3421.15	4533.43	3421.15	3845.20
	Total	5918.53	7448.48	4456.32	5918.53	4456.32	6392.01

Note -

1 Previous period/year figures have been regrouped/recasted wherever necessary.

For SARTHAK INDUSTRIES LIMITED

Y. M. SHARMA
WHOLE TIME DIRECTOR
DIN: 03644480



Date: November 14, 2016
Place: Indore



SARTHAK INDUSTRIES LIMITED

Regd. Office: Room No. 4, Anna Bhuvan, 3rd Floor, 87C Devji Ratansi Marg,
Dana Bunder, MUMBAI - 400009. Phone : 022-23480110



(As ISO 9001 Company)

STATEMENT OF ASSETS AND LIABILITIES			
S. No.	Particulars	(Rs. In lacs)	
		As at 30.09.2016	As at 31.03.2016
		(Unaudited)	(Audited)
A	EQUITY AND LIABILITIES		
1	Share Holder's Fund :		
	(a) Share Capital	696.89	696.89
	(b) Reserves and Surplus	2457.42	2410.60
	Sub-total - Shareholder's Fund	3154.31	3107.49
2	Non-Current Liabilities :		
	(a) Long-term borrowings	212.37	0.00
	(b) Long-term provisions	19.08	18.58
	Sub-Total - Non Current Liabilities	231.45	18.58
3	Current Liabilities :		
	(a) Short-term borrowings	0.00	833.76
	(b) Trade payables	5436.81	5357.12
	(c) Other current liabilities	246.96	179.32
	(d) Short-term provisions	3.31	3.21
	Sub-total - Current Liabilities	5687.08	6373.41
	TOTAL - EQUITY AND LIABILITIES	9072.84	9499.48
B	ASSETS		
1	Non-Current Assets		
	(a) Fixed Assets	2663.87	2638.04
	(b) Non-current investment	184.46	16.17
	(c) Deferred Tax assets (net)	34.32	32.32
	(d) Long-term loans and advances	829.86	595.72
	(e) Other non-current assets	26.58	27.69
	Sub-total - Non-Current Assets	3739.09	3309.94
2	Current Assets		
	(a) Inventories	323.97	1582.81
	(b) Trade receivables	1814.05	1693.48
	(c) Cash & cash equivalents	521.12	408.25
	(d) Short-term loans & advances	2561.88	2501.40
	(e) Other current assets	112.73	3.60
	Sub-total - Current Assets	5333.75	6189.54
	TOTAL-ASSETS	9072.84	9499.48

Note - 1. Previous year figures have been regrouped/recasted wherever necessary.

For SARTHAK INDUSTRIES LIMITED

Dated : November 14, 2016
Place : Indore



Y. M. SHARMA
WHOLE TIME DIRECTOR
DIN: 03644480

INDEPENDENT AUDITOR'S LIMITED REVIEW REPORT

To,
The Board of Directors
Sarthak Industries Limited

14.11.2016

We have reviewed the accompanying statement of Unaudited Financial Results of **Sarthak Industries Limited** ("the Company") as at and for the quarter ended 30th September 2016 ("the statement"). This statement is the responsibility of the Company's Management and has been approved by the Board of Directors. Our responsibility is to issue a report on these financial statements based on our review.

We conducted our review of the Statement in accordance with the Standard on Review Engagement (SRE) 2410, 'Review of Interim Financial Information Performed by the Independent Auditor of the Entity', issued by the Institute of Chartered Accountants of India. This standard requires that we plan and perform the review to obtain moderate assurance as to whether the financial statement is free of material misstatement. A review is limited primarily to inquiries of company personnel and analytical procedures applied to financial data and thus provide less assurance than an audit. We have not performed an audit and accordingly, we do not express an audit opinion.

Based on our review conducted as above, nothing has come to our attention that causes us to believe that the accompanying statement of unaudited financial results prepared in accordance with the applicable accounting standards and other recognized accounting practices and policies, has not disclosed the information required to be disclosed in terms of Regulation 33 of the SEBI (Listing Obligation and Disclosure Requirements) Regulations, 2015, including the manner in which it is to be disclosed, or that it contains any material misstatement.

For Ashok Khasgiwala & Co.
Chartered Accountants
(Firm Reg. No. 0743C)

CA Avinash Baxi
(Partner)
M.No. 079722
Indore

